

# Wet-Stop™ Wet-Detective™ Wetness Alert System

## BEDWETTING AND INCONTINENCE BED PAD ALARM

### INSTRUCTION SHEET

The Wet-Detective Wetness Alert System is a bedwetting and incontinence bed pad alarm. It can be used as a behavioral modification system for treating bedwetting or it can be used simply to alert that the pad has become wet, as needed for those with incontinence. The Wet-Detective consists of an alarm unit with a removable cable to be used with the Wet-Detective washable sensor pad. The alarm has 4 settings: light only, alert beep, medium alarm, and loud alarm. Slide the switch to hear a sample of each alarm.

### How to Use Your Wet-Detective Alarm

#### Preparing Your Alarm:

- 1- Insert 2 AA batteries (not included) into the battery compartment. When inserted correctly, the respond button will flash. We do not recommend using rechargeable batteries.
- 2- Slide the switch to choose alarm setting: light only, alert beep, medium alarm, or loud alarm.
- 3- Insert the cable into jack on the side of the alarm unit and attach the snaps at the other end of the cable to the snaps on the pad.
- 4- Place the pad on the bed. The wet detection area of the pad covers only about 2/3 of the pad and will not detect wetness on the outside edges of the pad. The alarm unit can rest on a bed side table, or you can fold out the clip on the underside of the alarm to attach the unit to the bed skirt or another location. **Be sure that the alarm unit is not in a location where the cable can become wrapped around the user or can cause someone to fall.**

#### Shutting Off Your Alarm:

- 1- To shut off the alarm, press the respond button which will cause the alarm to "snooze." The light only, alert beep, and medium alarm settings will have a respond snooze of 15 minutes. The loud alarm has a respond snooze of 1 minute. To prevent the alarm from going off again after the respond time, unsnap the cable from the wet pad and replace with a clean, dry sensor pad.
- 2- Before using the wet pad again, clean and dry the pad completely (see washing instructions below).

### Washing Your Sensor Pad

The Wet-Detective sensor pad is machine washable in warm water. Tumble dry medium. Do not iron. Do not bleach. Do not dry clean.



Machine  
Wash Warm



Tumble Dry  
Warm



Do Not  
Bleach



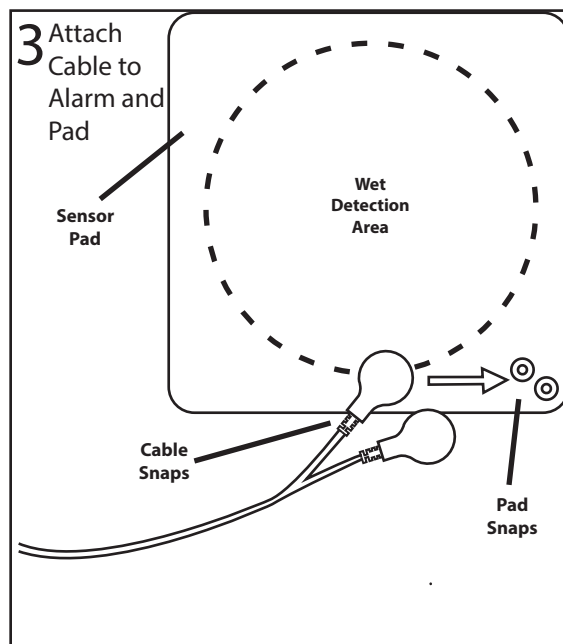
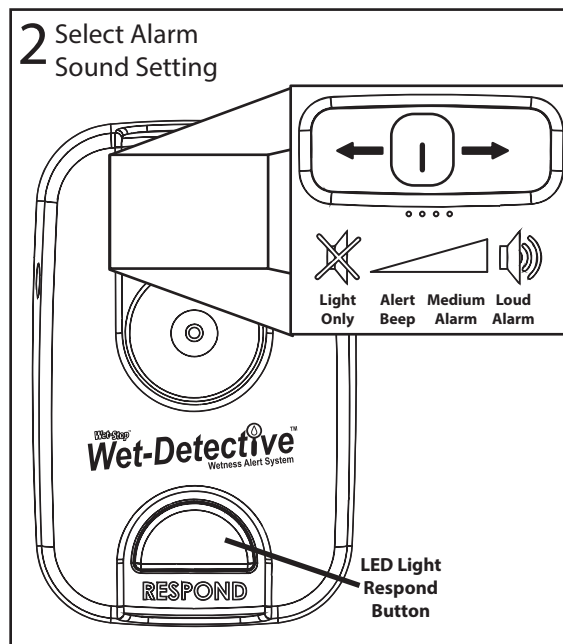
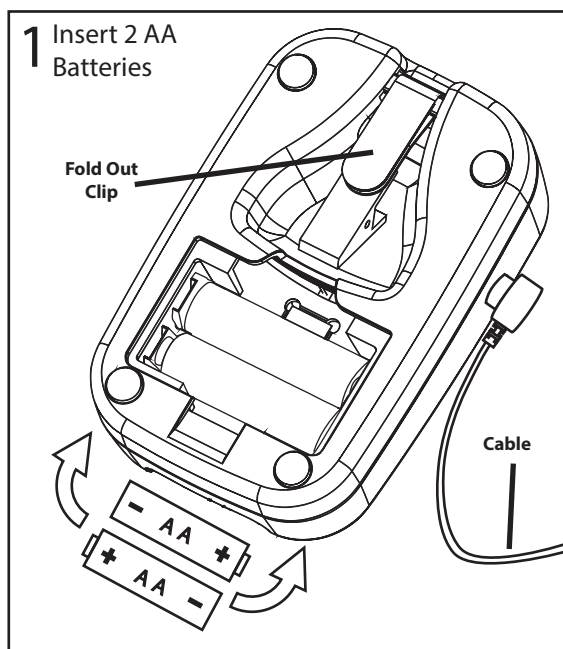
Do Not  
Iron



Do Not  
Dry Clean

### Warranty

The Wet-Detective alarm unit and cable carry a 1 year warranty against manufacturer's defects in materials, workmanship, and failure under normal use. This warranty does not cover misuse or abuse. If the alarm unit itself becomes wet and no longer functional, this will void the warranty. PottyMD will, at its discretion, repair or replace this product at no charge. This warranty gives you specific legal rights, and you may also have other rights under law. For alarms purchased directly through PottyMD, a proof of purchase such as a canceled check or a dated store receipt must be sent along with the Wet-Detective to be eligible for the replacement or repair. Shipping and handling costs incurred by the customer are not reimbursable. PottyMD reserves the right to change specifications and warranty without prior notice.



## Incontinence Management Information

The Wet-Detective alarm system can be used in incontinence management. The alarm serves to alert that the pad has become wet and needs to be changed. This leads to improved sanitary conditions for those suffering from incontinence, preventing disease and other health-related problems that can be caused by lying on a wet pad for extended periods of time. Visit our websites for more information on incontinence.

## Bedwetting Training Information and Tips

When using the Wet-Detective alarm system for the correction of bedwetting, you should use the medium or loud alarm setting. During the course of using the alarm, parental or adult help may be needed to teach the child to awaken to the alarm. During this time, it is common for your child to empty their bladder in bed and discover, upon going to the bathroom, that there is nothing left to urinate. During the first few weeks, your child should begin to stop the urination stream earlier and will finish urinating in the toilet. Each success will result in smaller wet spots, which will shrink further with continued training. Soon thereafter, your child shall begin to awaken when the urge is felt, anticipating the alarm. After about 1 to 3 months, your child should have periods of uninterrupted dryness. There may still be occasional wet nights, so continue to use the alarm until your child has had one month of uninterrupted dryness and then stop using the alarm.

A relapse is when your child wets for 2 or more nights in a row after a month or more of uninterrupted dryness. If a relapse occurs, begin using the alarm again immediately. Results may vary with each child.

Visit [www.PottyMD.com](http://www.PottyMD.com) for Training Tips.

## Caution Statements

- 1- The Wet-Detective is not intended to be used as an infant aid for potty training or for infant incontinence-related issues. The Wet-Detective should not be used for children under 4 years of age, unless recommended by a physician.
- 2- Ensure that the cable does not become tangled around the user in any way. Position the cable so that it does not pose a tripping hazard.
- 3- Be sure to keep batteries out of the reach of children.
- 4- The user may become disoriented by the sound of the alarm. A soft rug or padding at the bedside will help prevent injury should the user roll out of bed upon awakening. Minimizing the elevation of the bed above the floor is advisable.
- 5- Store the Wet-Detective in a cool, dry place between uses. **The alarm unit should never get wet.**


## Battery Replacement and Disposal

Batteries should be replaced whenever the alarm is not functioning or if the sounds are weak. Remember to keep batteries out of the reach of children. Dispose of batteries in accordance with your local environmental regulations. For further details on your local regulations, contact your local disposal or environmental agency. Should you wish to dispose of your Wet-Detective alarm after use, remove the batteries and dispose of the device similar to other non-hazardous electronic waste products.

## Additional Resources

Additional technical information about the Wet-Detective is available from PottyMD. You may call or email PottyMD if you have questions regarding our Wet-Detective alarm system. Also, the PottyMD websites ([www.pottymd.com](http://www.pottymd.com) and [www.wetdetective.com](http://www.wetdetective.com)) contain more useful information on bedwetting and incontinence topics and provides other resourceful information on the Wet-Detective alarm system.



 Knoxville, TN USA  
Tel: 865-584-6700 • Fax: 865-584-6703  
E-mail: [support@pottymd.com](mailto:support@pottymd.com) • Web: [www.pottymd.com](http://www.pottymd.com)

PN/REF: WD101

Designed in USA – Made in China – All rights reserved  
Wet-Stop is a registered trademark of PottyMD LLC  
©2007 PottyMD LLC

MDSS GmbH  
Schiffgraben 41  
30175 Hannover  
Germany



CE Marking of Conformity



Type B Equipment



See Instructions for Use



Battery

Doc. #WTDET01